

STEINWAY LYNGDORF

Experience the extraordinary

System examples from Steinway Lyngdorf

September 2020

CONTENTS

03 Introduction

Compact

05 Model S

07 Model O

Medium

09 Model M

12 Model C

13 Model B

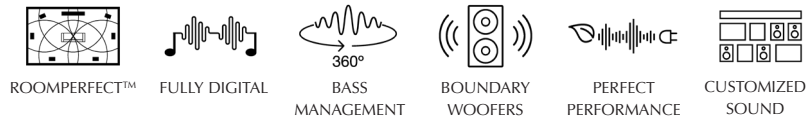
Ultimate

15 Model D

16 Model LS Concert

18 Model IW

From the smallest electronic component to the grandest speaker, every product in the Steinway Lyngdorf line is pure perfection. Cutting-edge technologies combined with the touch of master craftsmen - that's the singular difference of Steinway Lyngdorf products.



COMPACT

The compact examples are intended for smaller rooms - living rooms, gaming rooms etc. Below you can find an overview of our recommended systems. A couple of the systems will be illustrated on the following pages.

Model S systems

2.2 systems

Woofers	Fronts	Center	Sides	Rear	Top	Amplifier	Processor
2 x LSR-210	2 x S-15					1 x A2	1 x SP-1

5.2 systems

2 x LSR-212	2 x S-15	1 x S-15	2 x S-15			2 x A2	1 x P100
-------------	----------	----------	----------	--	--	--------	----------

7.2 systems

4 x LSR-212	2 x S-15	1 x S-15	2 x S-15	2 x S-15		3 x A2	1 x P100
-------------	----------	----------	----------	----------	--	--------	----------

7.4.2 system

4 x LSR-212	2 x S-15	1 x S-15	2 x S-15	2 x S-15	2 x S-15	1 x A1, 3 x A2	1 x P300
-------------	----------	----------	----------	----------	----------	----------------	----------

7.4.4 system

4 x LSR-212	2 x S-15	1 x S-15	2 x S-15	2 x S-15	4 x IC-16	1 x A1, 4 x A2	1 x P300
-------------	----------	----------	----------	----------	-----------	----------------	----------

Model O systems

2.0 system

Woofers	Fronts	Center	Sides	Rear	Top	Amplifier	Processor
	2 x Model O					1 x A1	1 x SP-1

2.2 system

2 x LSR-212	2 x Model O					1 x A2	1 x SP-1
-------------	-------------	--	--	--	--	--------	----------

Model O may be used as floor standing side and rear surrounds in IW and Model M systems:

4 x LS	2 x IW-26V	1 x IW-26H	2 x IW-26V	2 x Model O	2 x IW-16	3 x A2, 1 x A1	1 x P100
--------	------------	------------	------------	-------------	-----------	----------------	----------

Model IW systems

2.2 system

Woofers	Fronts	Center	Sides	Rear	Top	Amplifier	Processor
2 x LS	2 x IW-16					1 x A2	1 x SP-1

5.2 system

2 x LS	2 x IW-26V	1 x IW-26V	2 x IW-26V			2 x A2	1 x P100
--------	------------	------------	------------	--	--	--------	----------

7.2.2 system

4 x LS	2 x IW-16	1 x IW-16	2 x IW-16	2 x IW-16	4 x IC-16	4 x A2	1 x P300
--------	-----------	-----------	-----------	-----------	-----------	--------	----------

MODEL S STEREO

2.2 System

	Model	No. of Units
Front Speakers	S-15	2
Woofers	LSR-210	2
Processor	SP-1	1
Amplifier	A2	1



MODEL S SURROUND

7.2 System

	Model	No. of Units
Front Speakers	S-15	2
Woofers	LSR-212	4
Center	S-15	1
Surround side	S-15	2
Surround back	S-15	2
Processor	P300	1
Amplifier	A2	3



MODEL O

2.0 System

	Model	No. of Units
Front Speakers	Model O	2
Processor	SP-1	1
Amplifier	A1	1



MEDIUM

The medium examples are intended for medium rooms - living rooms, smaller home cinemas etc. Below you can find an overview of our recommended systems. A couple of the systems will be illustrated on the following pages.

Model M systems

2.2 systems

Woofers	Fronts	Center	Sides	Rear	Top	Amplifier	Processor
2 x LSR-212	2 x M center					1 x A1, 1 x A2	1 x SP-1

5.2 system

2 x LSR-212	2 x M l/r	1 x M center	2 x M l/r			2 x A2	1 x P100
-------------	-----------	--------------	-----------	--	--	--------	----------

7.2 system

4 x LSR-212	2 x M l/r	1 x M center	2 x M l/r	2 x M l/r		3 x A2	1 x P100
-------------	-----------	--------------	-----------	-----------	--	--------	----------

7.4.4 systems

4 x LSR-212	2 x M l/r	1 x M center	2 x M l/r	2 x M l/r	4 x IC-16	4 x A2	1 x P300
-------------	-----------	--------------	-----------	-----------	-----------	--------	----------

Model C systems

2.2 system

Woofers	Fronts	Center	Sides	Rear	Top	Amplifier	Processor
2 x Model C	2 x Model C					2 x A1	1 x Head Unit Processor

Model C may be used as floor standing front speakers in IW and Model M systems:

6 x LSR-212	2 x Model C	1 x M center	2 x M l/r	2 x M l/r	2 x IC-16	4 x A2	1 x P300
-------------	-------------	--------------	-----------	-----------	-----------	--------	----------

Model B systems

2.0 system

Woofers	Fronts	Center	Sides	Rear	Top	Amplifier	Processor
	2 x Model B					2 x A2	1 x P100

Model B may be used as floor standing front speakers in IW and Model M systems:

6 x LSR-212	2 x Model B	1 x M center	2 x M l/r	2 x M l/r	4 x IC-16	6 x A2	1 x P300
-------------	-------------	--------------	-----------	-----------	-----------	--------	----------

Model IW systems

7.2 systems

Woofers	Fronts	Center	Sides	Rear	Top	Amplifier	Processor
4 x LS	2 x IW-26	1 x IW-26H	2 x IW-26	2 x IW-26		3 x A2	1 x P100

7.2.4 system

4 x LS	2 x IW-26	1 x IW-26H	2 x IW-26	2 x IW-26	4 x IC-16	4 x A2	1 x P300
--------	-----------	------------	-----------	-----------	-----------	--------	----------

MODEL M HIGH-GLOSS STEREO

2.2 System

	Model	No. of Units
Front Speakers	M center	2
Woofers	LSR-212	2
Processor	SP-1	1
Amplifier	A1	1
Amplifier	A2	1



MODEL M MATTE SURROUND

5.2 System


	Model	No. of Units
Front Speakers	M l/r	2
Woofers	LSR-212	2
Center	M center	1
Surround side	M l/r	2
Processor	P100	1
Amplifier	A2	2



MODEL M MATTE SURROUND

7.4.4 System

	Model	No. of Units
Front Speakers	M l/r	2
Woofers	LSR-212	4
Center	M center	1
Surround side	M l/r	2
Surround back	M l/r	2
Top	IC-16	4
Processor	P300	1
Amplifier	A1	1
Amplifier	A2	4



NB! Top speakers are placed in-ceiling around listening area.



MODEL C

2.0 System

	Model	No. of Units
Front Speakers	Model C	2
Woofers	Model C	2
Processor	Head Unit	1
Amplifier	A1	2
Accessories	Remote control	1



MODEL B

2.0 System

	Model	No. of Units
Front Speakers	Model B	2
Processor	P100	1
Amplifier	A2	2



ULTIMATE

The ultimate examples are intended for big rooms - home cinemas, theatres, big living rooms etc. Below you can find an overview of our recommended systems. A couple of the systems will be illustrated on the following pages.

Model D systems

2.0 system

Woofers	Fronts	Center	Sides	Rear	Top	Amplifier	Processor
	2 x Model D					2 x A1	1 x Head Unit Processor

2.2 system

4 x LSR-212	2 x Model D					2 x A2	1 x Head Unit Processor
-------------	-------------	--	--	--	--	--------	-------------------------

Model D may be used as floor standing front speakers in IW and Model M systems:

6 x LSR-212	2 x Model D	1 x M center	2 x M l/r	2 x M l/r	2 x IC-16	4 x A2, 1 x A1	1 x P300
-------------	-------------	--------------	-----------	-----------	-----------	----------------	----------

LS Concert(/Studio) systems

2.2 systems

Woofers	Fronts	Center	Sides	Rear	Top	Amplifier	Processor
6 x LS	2 x LS Concert					2 x A2, 1 x A1	1 x P100

5.2 system

6 x LS	2 x LS Concert	5 x LS center	2 x M l/r			3 x A2, 1 x A1	1 x P100
--------	----------------	---------------	-----------	--	--	----------------	----------

7.2.4 system

8 x LS	2 x LS Concert	5 x LS center	2 x X261	2 x X261	4 x X261C	5 x A2, 1 x A1	1 x P300
--------	----------------	---------------	----------	----------	-----------	----------------	----------

In-wall systems

7.4.4 systems

Woofers	Fronts	Center	Sides	Rear	Top	Amplifier	Processor
6 x LS	2 x IW-66	1 x IW-66	2 x IW-26	2 x IW-26	4 x IC-26	5 x A2	1 x P300

6 x LS	2 x LS l/r	1 x LS center	4 x X261	2 x X261	4 x X261	5 x A2, 1 x A1	1 x P300
--------	------------	---------------	----------	----------	----------	----------------	----------

9.2.5 system

8 x LS	10 x LS l/r	5 x LS center	4 x X261	2 x X261	4 x X261	6 x A2	1 x P300
--------	-------------	---------------	----------	----------	----------	--------	----------

MODEL D

2.0 System

	Model	No. of Units
Front Speakers	Model D	2
Processor	Head Unit Processor	1
Amplifier	A1	2
Accessories	Remote control	1



MODEL LS CONCERT

2.2 System

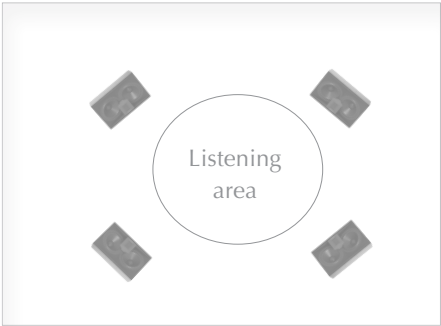
	Model	No. of Units
Front Speakers	LS Concert	2
Woofers	LS	6
Processor	P100	1
Amplifier	A1	1
Amplifier	A2	2



MODEL LS CONCERT

7.2.4 System

	Model	No. of Units
Front Speakers	LS Concert	2
Woofers	LS	8
Center	LS Center	5
Surround side	X261	2
Surround back	X261	2
Top	X261C	4
Processor	P300	1
Amplifier	A1	1
Amplifier	A2	5



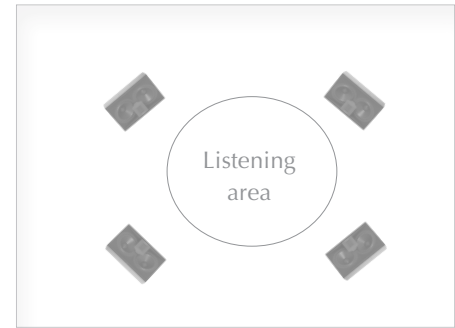
NB! Top speakers are placed in-ceiling around listening area.



MODEL IW

7.2.4 System

	Model	No. of Units
Front Speakers	IW-66	2
Woofers	LS	6
Center	IW-66	1
Surround side	IW-26	2
Surround back	IW-26	2
Top	IC-26	4
Processor	P300	1
Amplifier	A2	5



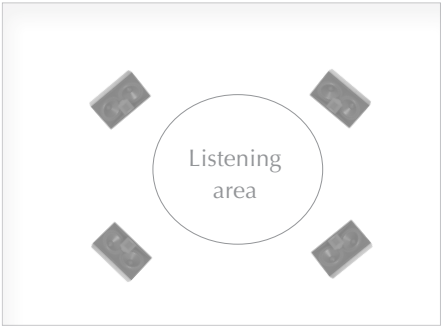
NB! Top speakers are placed in-ceiling around listening area.



MODEL IW

9.2.4 System

	Model	No. of Units
Front Speakers	LS	10
Woofers	LS	8
Center	LS Center	5
Surround side	X261	4
Surround back	X261	2
Top	X261C	4
Processor	P300	1
Amplifier	A2	6



NB! Top speakers are placed in-ceiling around listening area.



